



ASTROANDROID

USER MANUAL

*THE CONTENTS OF THE PROGRAM MAY VARY DUE TO CONSTANT
REVISION&UPDATATIONS.

ASTROCOMP SOFTWARES

302, HARILEELA, 3RD FLOOR, ABOVE NIIT
VILE PARLE (EAST), MUMBAI-400057, INDIA
TEL.:+91-22-26117166/26121637
WEBSITE : kundli123.net
EMAIL: starkundli@gmail.com

CONTENTS

INTRODUCTION

- 1.1 WHAT IS ASTROANDROID ALL ABOUT.....3

INSTALLATION/REGISTRATION

- 2.1 NEED FOR REGISTRATION.....4
- 2.2 REGISTRATION FOR CUSTOMERS UNABLE TO5
REACH OUR OFFICE.
- 2.3 IMPORTANT NOTICE.....6

PACKAGE INCLUDES/ BASIC FUNCTIONALITIES

- 3.1 INPUT FORM.....7
 - 3.1.1 LIST OF CLIENTS.....9
 - 3.1.2 LIST OF CITIES.....11
- 3.2 HOROSCOPES.....12
- 3.3 MATCHMAKING.....15
- 3.4 PRASHNA KUNDLI17
- 3.5 SHUBH KAAL.....18
- 3.6 RULING KUNDLI.....19
- 3.7 SETTINGS.....21

SUPPORTED MOBILE PHONES

- 4.2 REQUIRED PHONE SPECIFICATIONS/ APIS.....22

FAQS

- 5.1 BACKUP DATA.....23
- 5.2 IF PHONE LOST?23
- 5.3 IF PHONE CHANGED?.....23
- 5.4 EXCHANGE PRICE.....23
- 5.5 UPGRADES.....23

PRECAUTIONS

OTHER PRODUCTS

INTRODUCTION



ASTROANDROID

ASTROANDROID IS A NEW PRODUCT LAUNCHED BY OUR COMPANY WITH A PURPOSE TO MAKE ASTROLOGY AVAILABLE TO USERS ON THIER ANDROID MOBILE PHONES AND TABS.

ASTRONANDROID IS AN ABSOLUTE SOFTWARE SOLUTION FOR HOROSCOPE AND MARRIAGE COMPATIBILITY FOR ANDROID PHONES AND TABS.

ASTRONANDROID WORKS ON PHONES WHICH HAVE ANDROID OS- V2.1 (ECLAIR), UPGRADABLE TO V4.1.

A PERSON'S HOROSCOPE OR MATCH MAKING CAN BE CALCULATED, WITHOUT THE NEED OF ANY HIGH END COMPUTER OR DEVICE ,WITH THE USE OF THIS SOFTWARE.

THIS MANUAL GUIDES YOU THROUGH THE SCREENS, CHARTS,COMMANDS,INSTALLATIONS,REGISTRATIONS AND EXPLAINS THE SYSTEM SETTINGS THAT SHOULD BE UNDERSTOOD WHILE USING THE SOFTWARE.

INSTALLATION/REGISTRATION

2.1 NEED FOR REGISTRATION:

AS EVERY COMPANY HAS THEIR COMPANY PRODUCT SECURITY AND REGISTRATION PROCEDURES, OUR PRODUCT ALSO HAS A FEW FORMALITIES TO BE COMPLETED FOR THE COMPLETE ACTIVATION AND REGISTRATION OF THE PRODUCT.

THE ASTROMOBILE START UP FORM CONTAINS AN OPTION FOR REGISTRATION WHERE ONCE THE PRODUCT GETS REGISTERED IT IS ACTIVATED AND READY TO USE.

ONCE THE CUSTOMER'S PAYMENT AND OTHER IMPORTANT INFORMATION AUTHORISATION IS COMPLETE AND THE CUSTOMER REQUESTS FOR ACTIVATION OF HIS PRODUCT, THEN WE SEND HIM HIS REGISTERED PRODUCT.



PRE-REQUISITES:

1. ANDROID PHONE
2. MEMORY CARD ON PHONE
3. INTERNET ON PHONE/PC

INSERT THE MEMORY CARD ON YOUR ANDROID PHONE/TAB, AND INSTALL THE "ASTROANDROID.APK" ON YOUR ANDROID PHONE/TAB LOACTED IN THE ASTROCOMP FOLDER.

AFTER INSTALLATION IF THE DETAILS OF YOUR PHONE MATCH THE DETAILS OF THE ASTROANDROID FILE, THE APPLICATION WILL RUN SUCCESSFULLY ON YOUR PHONE.

IF THE APPLICATION DOES NOT RUN PLEASE CONTACT OUR OFFICE FOR HELP.

*** IMPORTANT NOTICE ***

1. IF YOUR PRODUCT HAS BEEN REGISTERED AT OUR COMPANY YOUR PRODUCT WILL BE BY DEFAULT ACTIVATED.
2. UNREGISTERED PRODUCTS WILL NOT WORK UNLESS PURCHASED AND ACTIVATED VIA SENDING SMS.
3. REGISTERED PRODUCTS SHALL BE SENT THROUGH OUR COMPANY ON YOUR EMAIL ONLY AFTER RECEIVING YOUR SMS.
4. PLEASE TAKE ASSISTANCE FROM OUR OFFICE IF ANY COMPLICATION PERSISTS.

PACKAGE INCLUDES/BASIC FUNCTIONALITIES

3.1 INPUT FORM

DESIGNING APPLICATIONS FOR THE MOBILE PHONES REQUIRES A DIFFERENT MINDSET THAN DESIGNING FOR A HIGH-POWERED PENTIUM COMPUTER

SCREEN SIZE: MOST PHONES HAVE SMALL SCREENS, LIMITING THE INFORMATION THAT WE CAN DISPLAY AT ONE TIME. EFFORTS HAVE BEEN MADE TO FIT THE MAXIMUM POSSIBLE INFORMATION ON ONE SCREEN REST CAN BE SCROLLED.

MEMORY: DIFFERENT PHONES HAVE DIFFERENT MEMORY SPACE .HENCE THE SPEED OF THE APPLICATION CAN VARY ON DIFFERENT PHONE PROCESSORS.

DATE: THIS SHOULD BE ENTERED IN 'DD/MM/YYYY' FORMAT ONLY. THE CURSOR WILL JUMP TO THE NEXT FIELD ONCE THE REQUIRED FIELD SIZE IS ACHIEVED.

TIME: THIS SHOULD BE ENTERED IN 'HH:MM:SS' FORMAT AND SHOULD RANGE FROM '00:00:00' TO '23:59:59', WHERE 00:00:00 HOURS BEING THE STARTING POINT FOR ANY DAY.

WARTIME: WARTIME SHOULD BE CHECKED FOR BIRTHDATES RANGING FROM 01/09/1942 TO 14/10/1945 FOR THOSE PLACES WHERE WARTIME WAS APPLICABLE.

DST: THIS OPTION SHOULD BE CHECKED ONLY FOR THOSE COUNTRIES WHERE DAY-LIGHT SAVING TIME IS FOLLOWED FROM THIRD SATURDAY OF APRIL TO THIRSDAY OF SEPTEMBER.

PROCEED: IF ALL THE FIELDS ARE PROPERLY FILLED AND VALIDATED THIS OPTION GETS ENABLED AND IF ANY NEW ENTRIES ARE FOUND THEY WILL BE SAVED ONCE THIS OPTION IS PRESSED.

MENU BUTTON

CLEAR ALL: CLEAR ALL CLEARS THE INPUT FORM OF ALL ITS CONTENTS



MENU BUTTON :

ON CLICKING THE **MENU BUTTON** ON VARIOUS PAGES YOU WILL GET TO SEE A NEW **POP UP SUB-MENU** WHICH WILL HAVE VARIOUS OPTIONS.

THE SUB MENU WILL HAVE OPTIONS TO CHANGE LANGUAGE, CHANGE CHART STYLE, CHANGE DATE, TIME, REFRESH PAGE, FONT SIZE ETC.

3.1.1 LIST OF CLIENTS

Input Details

Name : name List

Date : dd mm yyyy

Time : hh mm ss

Place : place List

Latitude : deg min N/S

Longitude : deg min E/W

Time Zone : +/- hh mm

DST WT

Proceed Close

Search

type here to search...

kp (12/09/1974 13:18:00)

rahul (12/09/1974 13:18:00)

urvi (11/11/1987 11:11:11)

SEARCH FOR PARTICULAR NAMES BY TYPING IN TEXT BOX.

CLICK ON THE NAME TO LOAD IT ON THE FORM.

THE INPUT PAGE CONSISTS OF A **LIST BUTTON**. ON CLICK OF THE BUTTON YOU WILL BE DIRECTED TO THE LIST OF NAMES PAGE.

SAVED LIST OF NAMES AND DATA CAN BE ACCESSED BY CHOOSING NAMES FROM LIST OF NAMES.

BY TYPING IN THE TEXTBOX YOU CAN **SEARCH** FOR YOUR DESIRED NAME FROM THE LIST AND LOAD IT.

ON CLICKING THE NAME THE SAVED DETAILS OF THE NAME GET LOADED ON THE INPUT FORM AND YOU CAN PROCEED AND SEE HIS HOROSCOPE AGAIN.

MENU BUTTON ON LIST OF CLIENTS/CITIES PAGE:

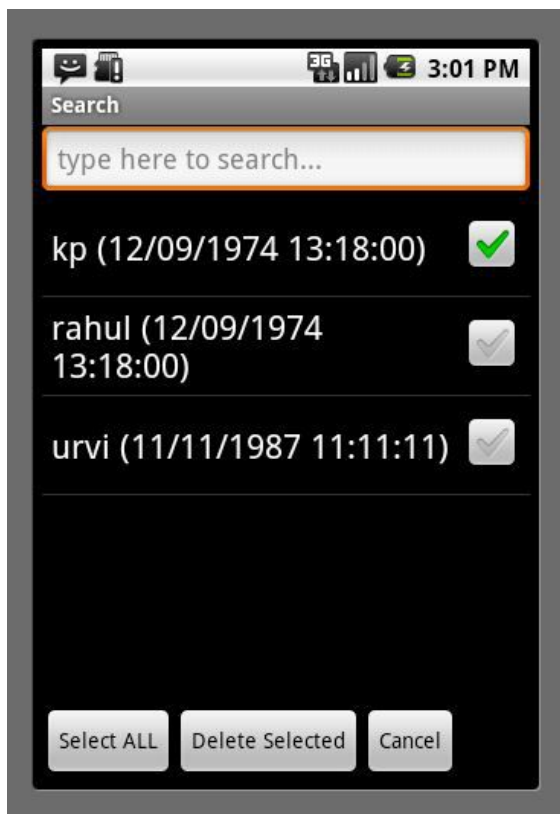
EDIT: ON CLICK OF MENU BUTTON, THE EDIT OPTION IS SEEN ON SCREEN. ON CLICK OF EDIT OPTION WE GET 3 SUB MENUS.

1. SELECT ALL: THE SELECT ALL OPTION IN THE MENU IS USED TO SELECT ALL THE ITEMS IN THE LIST.

2. DELETE SELECTED: THE SELECTED ITEMS IF NEED TO BE DELETED THEN PRESS THE DELETE OPTION

3. CANCEL: TO CANCEL AND GO BACK SELECT CANCEL.

4. DEFAULT CITY: TO SET DEFAULT CITY IN FORM SELECT CITY AND SET AS DEFAULT.

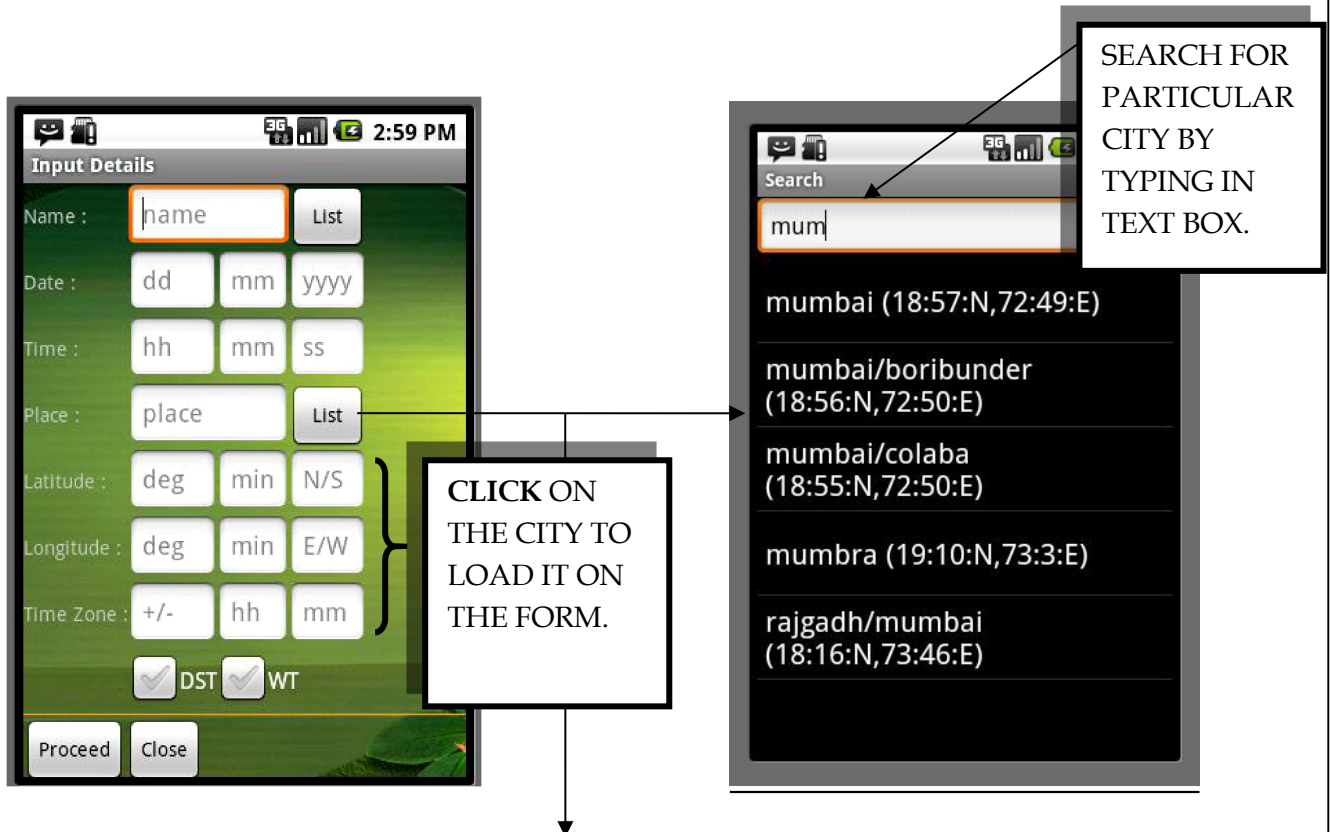


★ **THE SAME MENU OPTIONS WILL BE SEEN IN LIST FOR CITIES.**

TO EDIT AND DELETE THE CITIES

3.1.2 LIST OF CITIES:

★ **IF YOUR CITY IS NOT LISTED IN OUR DATABASE YOU WILL HAVE TO MANUALLY FILL THE DETAILS IN THE PLACE/LATITUDE /LOGITUDE /TIMEZONE FIELD IN THE FORM**



1. THE INPUT PAGE CONSISTS OF A **LIST BUTTON**. ON CLICK OF THE BUTTON YOU WILL BE DIRECTED TO THE LIST OF CITIES PAGE TO CHOOSE YOUR BIRTH CITY.
2. ON TYPING THE **1CT 3 DIGITS** OF YOUR CITY A LIST WILL BE POPULATED TO CHOOSE YOUR DESIRED CITY
3. **CLICK ON THE CITY** YOU WANT AND YOUR FORM WILL BE FILLED WITH THE CITY LATITUDE, LOGITUDE AND TIMEZONE OF THE SELECTED CITY.
4. IF ANY OF THE VALUES ARE INCORRECT YOU CAN MANUALLY CHANGE THE VALUES IN THE FORM .

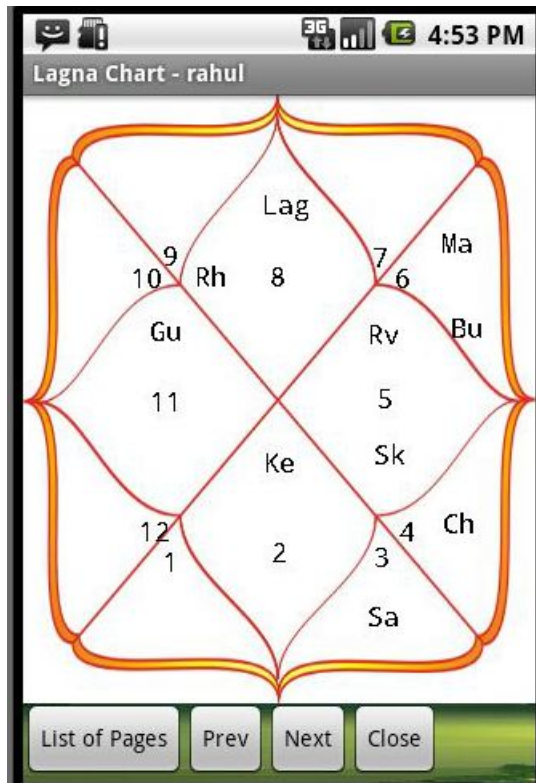
3.2HOROSCOPES:

IN ASTROLOGY, A HOROSCOPE IS A CHART OR DIAGRAM REPRESENTING THE POSITIONS OF THE SUN, MOON, PLANETS, THE ASTROLOGICAL ASPECTS, AND SENSITIVE ANGLES AT THE TIME OF AN EVENT, SUCH AS THE MOMENT OF A PERSON'S BIRTH.

THE LIST OF HOROSCOPE PAGES INCLUDES THE FOLLOWING PAGES:

LAGNA CHART	KP CUSP SIGNIFICATORS
SPASHTAGRAHA	KP PLANET SIGNIFICATORS
VIMSHOTRI DASA	SAYAN LAGNA CHART
ANTAR DASA	SAYAN SPASHTAGRAHA
PRATI ANTAR DASA	SAYAN CUSP CHART
PANCHANG	SAYAN CUSP HOUSE DIVISIONS
AVAGHADA CHAKRA	ASHT DASA
GHAT CHAKRA	ASHTAKVARGA
RASI CHART	SADESATI
NAVAMASA CHART	SHODASVARG CHARTS
CHALIT CHART	TARA CHAKRA
CHALIT HOUSE DIVISIONS	ASPECTS OF PLANETS
CUSP CHART	FAVOURABLE POINTS
CUSP HOUSE DIVISIONS	YOGINI DASHA
KP LAGNA CHART	VARSHAPHAL CHARTS
KP SPASHTAGRAH	VARSHAPHAL PREDICTION
KP CUSP CHART	MONTHLY POWER CHART
KP CUSP HOUSE DIVISIONS	

COMMANDS OF HOROSCOPE PAGES:



Planet	Rasi	Degree	Nakshatra
Lagna	Vrschik	29:23:44	Jyesta-4
Ravi	Simha	25:39:53	P.phalgun
Chan	Karka	02:46:12	Punarvas
Mang	Kanya	06:11:15	U.phalgu
Budh	Kanya	15:52:47	Hastha-2
Guru (R)	Kumbh	18:31:04	Satatar-
Sukr	Simha	11:18:04	Magha-4
Sani	Mithun	23:15:15	Punarvas
Rahu (R)	Vrschik	20:56:36	Jyesta-2
Ketu (R)	Vrishab	20:56:36	Rohini-4
Uran.	Tula	02:16:00	Chitra-3
Nept.	Vrschik	13:29:47	Anuradha
Pluto	Kanya	12:30:23	Hastha-1
Mandi	Tula	22:36:55	Visakha-1
Fortuna	Tula	06:30:03	Chitra-4

HOROSCOPE PAGES CONSIST OF THE FOLLOWING COMMANDS

NEXT: TO MOVE TO THE NEXT PAGE USE THIS OPTION

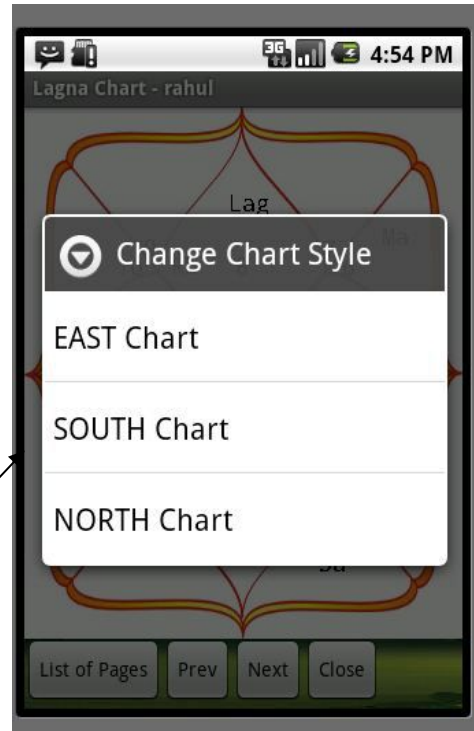
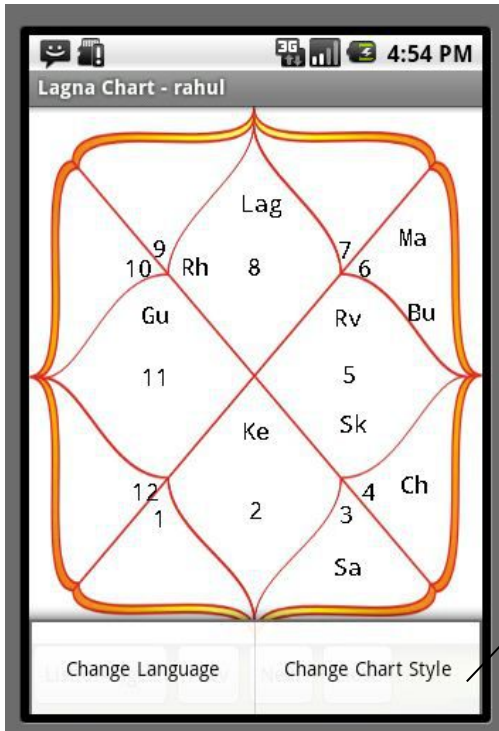
PREV TO MOVE TO THE PREVIOUS PAGE USE THIS OPTION

LIST OF PAGES: TO VIEW ALL THE PAGES AT THE SAME TIME USE THIS OPTION

ON MENU BUTTON CLICK:

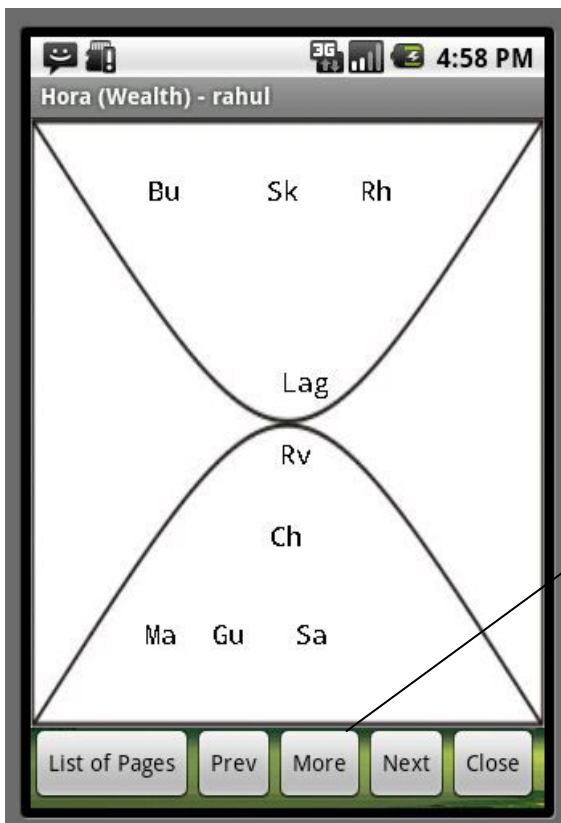
CHANGE LANGUAGE: THE ONLY LANGUAGE AVAILABLE IS HINDI SO THE LANGUAGE CHANGES TO HINDI ON CLICK.

CHANGE CHART STYLE: THERE ARE 3 CHARTS AVAILABLE NORTH, SOUTH AND EAST. THE USER CAN VIEW THE CHART HE WANTS TO BY CHANGING THE CHART STYLE.



SHODASWARG CHARTS AND PAGES:

THE SHODASWARG CHARTS INCLUDE THE FOLLOWING PAGES



HORA
DREKKANA
SAPTAMSA
NAVAMSA
DWADASAMSA
THRIMSAMSA
DASAMSA
SHODASAMSA
SHASHTIAMSA
CHATURTAMSA
VIMSAMSA
CH.VIMSAMSA
BHAMSAMSA
KHAVEDAMSA
AKSHVEDAMSA

3.3MATCH-MAKING:

MATCHMAKING APPLICATION IS THE APPLICATION WHERE THE DETAILS OF BOY AND GIRL ARE ENTERED (ONE BY ONE) FOR MARRIAGE COMPATIBILITY.

ENTER MALE AND FEMALE DETAILS AND PROCEED

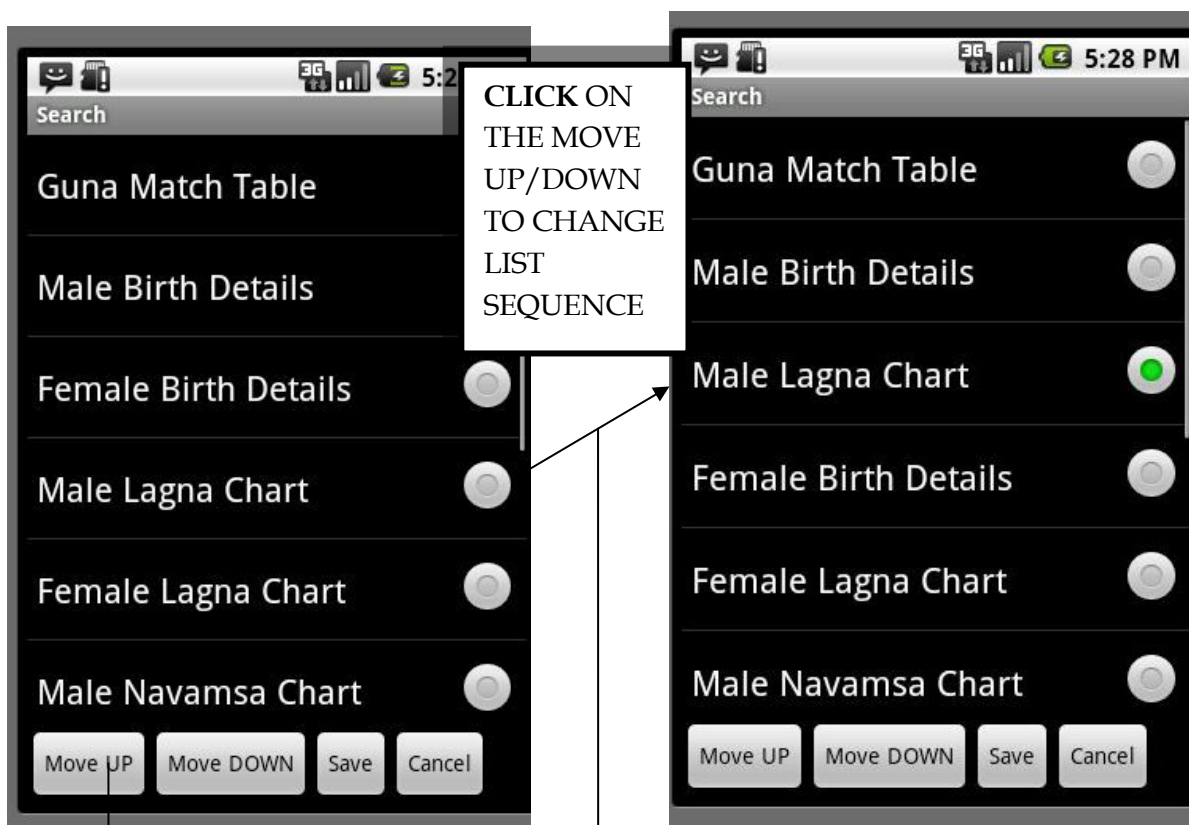
Varan	Kshudra	Brahman
Vashya	Manav	Jalchar
Tara	Maitra	Maitra
Yoni	Manjar	Manjar
Grah Maitri	Budh	Chan
Gana	Dev	Dev
Bhakt	Mithun	Karka
Nadi	Aadh	Aadh
Nakshatra	Punarvasu-3	Punarvasu-
Total	14.5 / 36	
Percentage	40 %	

There is no mangal dosh in both the boys and in the girls horoscope. The points obtained in the guna matching are less than 50 %. Hence the match is not good.

OUR HOROSCOPE APPLICATION CONSISTS OF THE FOLLOWING PAGES -

- GUNA MATCH TABLE
- MALE BIRTH DETAILS
- FEMALE BIRTH DETAILS
- MALE LAGNA CHART
- FEMALE LAGNA CHART
- CHART
- MALE SPASHTAGRAHA
- FEMALE SPASHTAGRAHA

MENU COMMANDS:



IN ORDER TO CHANGE THE LIST AND THE MENU ITEMS IN HOROSCOPE /PRASHNA KUNDLI/SHUBH KAAL /RULING KUNDLI AND SET THE LIST ITEM SEQUENCE YOUR WAY USE MOVE UP/DOWN OPTIONS.

THIS HELPS YOU MAKE YOUR OWN CUSTOM MADE LIST

3.4 PRASHNA-KUNDLI:

PRASHNA KUNDALI IS THE VEDIC SYSTEM OF HORARY ASTROLOGY. THIS SYSTEM CASTS A KUNDLI FOR THE QUESTION ITSELF AND THE ANALYSIS IS ON THE COMBINATIONS IN THE PRASHNA KUNDALI.

POSITIVE COMBINATIONS INDICATE AUSPICIOUS RESULTS WHILE NEGATIVE COMBINATIONS SUGGEST PROBLEMS.



3.4 SHUBH-KAAL

WITH INFORMATION ABOUT RAHU KAAL AND SHUBH KAAL, YOU CAN ENSURE YOU ALWAYS BEGIN IMPORTANT ACTIVITIES WITH BLESSINGS FROM THE STARS.

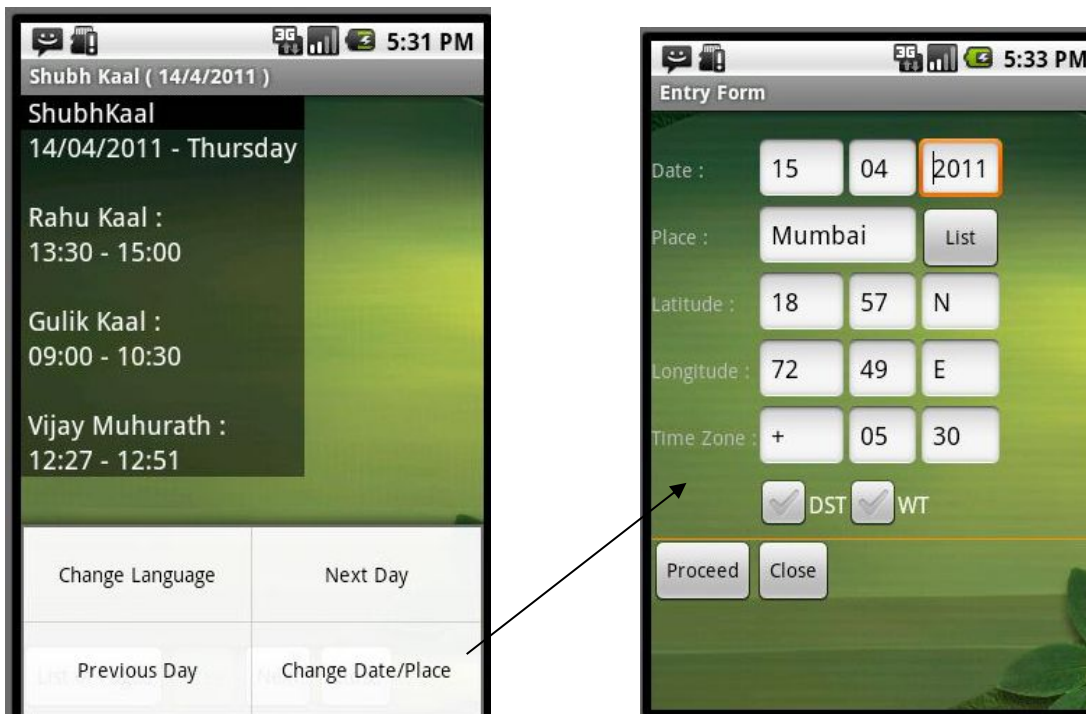
THE MENU OPTION CONTAINS SEVERAL OPTIONS:

CHANGE LANGUAGE: TO CHANGE LANGUAGE TO HINDI

CHANGE DATE/PLACE: TO CHANGE DATE/PLACE

NEXT DAY: TO SEE SHUBH KAAL OF THE NEXT DAY

PREVIOUS DAY: TO SEE SHUBH KAAL OF THE PREVIOUS DAY

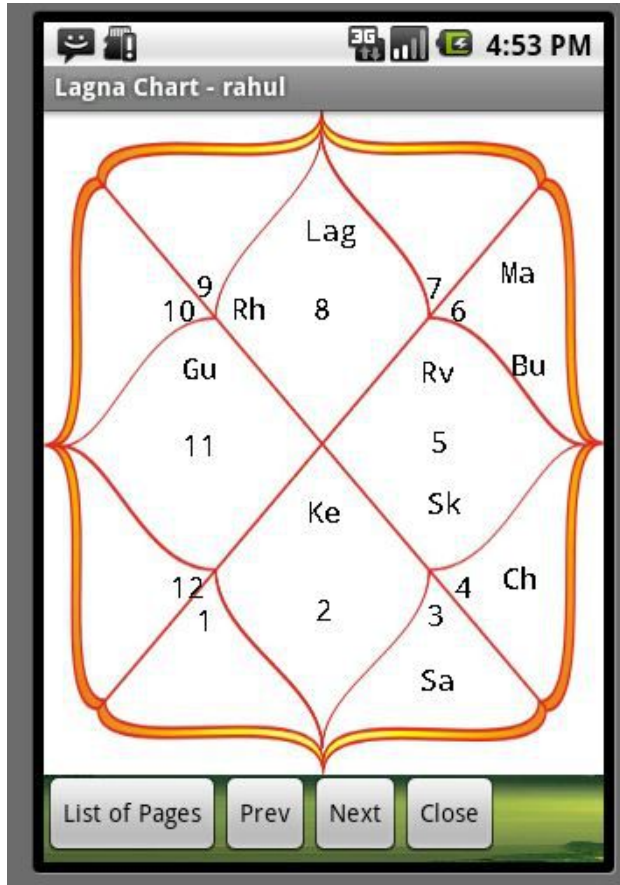


IT CONSISTS OF 4 PAGES:

1. SHUBHKAAL
2. PANCHANG
3. CHOGADIA DAY-N-NIGHT
4. HORA DAY-N-NIGHT

3.4 RULING KUNDLI

OUR APPLICATION CONSISTS OF AN OPTION FOR DIRECT ACCESS TO RULING KUNDLI:



- IT CONSISTS OF THE FOLLOWING PAGES:
- AGNA CHART
 - USP CHART
 - AVMASA CHART
 - UNCHANG
 - PASHTAGRAHA

RULING KUNDLI PAGES CONSIST OF THE FOLLOWING COMMANDS:

NEXT: TO MOVE TO THE NEXT PAGE USE THIS OPTION

PREV: TO TRAVERSE OR MOVE TO THE PREVIOUS PAGE USE THIS OPTION

LIST OF PAGES: TO VIEW ALL THE PAGES AT THE SAME TIME USE THIS OPTION

REFRESH NOW: IT WILL REFRESH THE DATE AND TIME OF THE CHART ACCORDING TO THE CURRENT MOBILE TIME

3.5 SETTINGS

TO SELECT TRUE RAHU OR
MEAN RAHU CLICK ND SELECT
YOU OPTION



TO SHOW URANUS
/NEPTUNE/PLUTO
PLANETS IN THE CHARTS
SELECT SHOW DISTANT
PLANETS.

TO SET K.P
CUSP DEGREE
WRITE IN THE
BOX

AFTER MAKING ALL THE
DESIRED CHANGES,
CLICK ON SAVE CHANGES
TO SAVE .

4.2 REQUIRED PHONE SPECIFICATIONS/API'S:

- MEMORY CARD
- GOOD SCREEN WIDTH/HEIGHT FOR BETTER VIEW.
- ANDROID OS- V2.1 (ECLAIR), UPGRADABLE TILL V4.1.
- TOUCH SCREEN/KEYPAD BOTH SUPPORTED

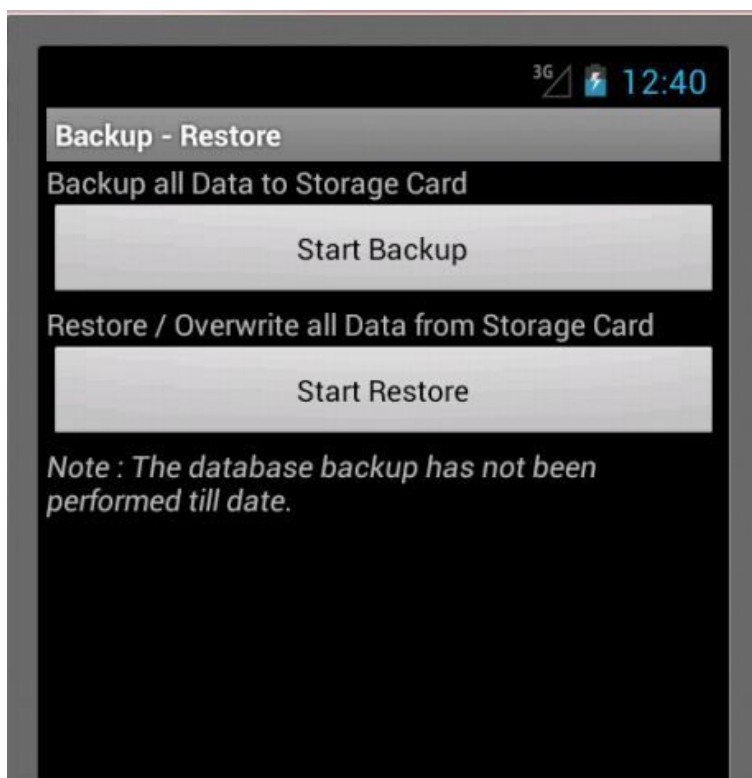
FAQs

5.1 BACKUP DATA:

5.1.2 CAN THE DATA FROM THE OLD MOBILE BE SAVED OR CAN WE TAKE A BACKUP?

YES

GO TO→SETTING→BACKUP AND RESTORE



5.1.1 WILL I LOSE MY DATA WHEN I REMOVE/REINSTALL THE PROGRAM?

KEEP A BACK UP IN YOUR MEMORY CARD OR EMAIL OR COMPUTER,
IF FILE GETS DELETED FROM YOUR PHONE YOU CAN PUT ND INSTALL IT
BACK IN YOUR PHONE.

5.2 IF PHONE LOST?

5.2.1WHAT IF I LOSE MY MOBILE?

LIKE ANY PRODUCT WE BUY FROM A SHOP IF WE LOSE IT, NO SHOP KEEPER WILL GIVE ANOTHER FREE.

THE MEMORY CARD IN YOUR DEVICE IS THE KEY TO THE SOFTWARE. IF YOU LOSE UR PHONE AND NOT YOUR MEMORY CARD YOU CAN USE THE MEMORY CARD TO RE INSTALL YOUR SOFTWARE IN ANOTHER DEVICE.

HOWEVER IF YOU LOSE THE MEMORY CARD YOU WILL HAVE TO RE-PURCHASE A NEW SOFTWARE ALLTOGETHER.

5.3 IF PHONE CHANGED?

5.3.1WHAT IF I BUY A NEW MOBILE?

IF YOU WANT TO BUY A NEW MOBILE SIMPLY RETAIN THE MEMORY CARD PROVIDED TO YOU BY US. PLACE THE MEMORY CARD IN THE NEW MOBILE/TABLET AND INSTALL THE APPLICATION ON THE NEW DEVICE. YOUR APPLICATION IS READY TO RUN.

5.4 EXCHANGE PRICE?

NO EXCHANGE

5.5 UPGRADATIONS:

THE CONTENTS OF THE PROGRAM MAY VARY DUE TO CONSTANT REVISION & UPDATES.

HENCE FOR MORE MODULE UPGRADES FOR ASTROMOBILE-2010 CONTACT OUR OFFICE.

PRECAUTIONS:

-

AFTER THE FILES .APK ARE PLACED IN YOUR MOBILE PHONE .

PLEASE DO NOT DELETE ANY OF THOSE FILES UNSLESS BACKED UP.

DELETION OF FILES WOULD BE CONSIDERED AS DELETION OF APPLICATION.

AND PURCHASE OF NEW APPLICATION ALTOGETHER

OUR OTHER PRODUCTS:

<u>PRODUCT</u>	<u>PRICE</u>	<u>DEVICE</u>
<u>KUNDLI 2012</u>	<u>RS 3,500</u>	<u>COMPUTER/LAPTOP</u>
<u>KISTMAT2012</u>	<u>RS 7000</u>	<u>COMPUTER/LAPTOP</u>
<u>ASTRO-OFFICE</u> <u>2012</u>	<u>RS 14,000</u>	<u>COMPUTER/LAPTOP</u>
<u>ASTRO-ANDROID</u> <u>v1.0</u>	<u>RS 6,000</u>	<u>ANDROID PHONES</u>